

# Year 4 Meet & Greet



Welcome parents and carers!

# Meet the team:

Turtles	Otters	Dolphins
Mr Lewis Mrs Peglar Mrs Keeler	Mrs Costen Mrs Bailey	Mrs Harvey Mrs Tingley Mrs Pithman

## **Adults who will be working across the year group:**

Mr Bodkin – Specialist PE Teacher

Mrs Saputo – Specialist PE Teacher

Mrs Donovan – Forest School Lead

Mrs Carter – Specialist Music Teacher

Mrs Bennett – LKS2 HLTA



# OUR CURRICULUM



## Our curriculum:

At Fairview, our curriculum is focused around the theme of “Home, Near, Far”. During each of the topics we explore this year, we will be making links with our local area, the UK and the wider world.

Each unit of learning will have a history or geography theme, which allows lots of cross-curricular opportunities!

Term 1 & 2 (Geography focus)	Term 3 & 4 (History focus)	Term 5 & 6 (Geography focus)
<p>Why people choose to settle or not in different places</p> <p><b>Wow moment:</b> VR workshop</p>	<p>The Romans</p> <p><b>Wow moments:</b> Roman Workshop Canterbury Roman Museum</p>	<p>International trade</p> <p><b>Wow moments:</b> Zoolab visit (Science) Sevenoaks Trip (Science)</p>

# Behaviour for Learning:



## Behaviour steps .

At Fairview Primary School we expect that you follow our school values. And you show respect, responsibility, 6 kindness, perseverance, collaboration and honesty.

If your behaviour hurts or disrupts others you will.

1

2

3

4

5

**Step 6.** You will be sent to the HT's office and your parents will be called. You will need to stay there to calm down and any work you don't finish you will take home.

**Step 5.** You will spend a lesson away from your class with an assistant Head Teacher. You will need to lose your break or lunchtime and your parents will be phoned. I will need to finish any work at home.

**Step 4.** You will be moved to a partner classroom for 10 minutes. You will need to complete your work and will miss 10 minutes from break or lunch. Your parents will be phoned.





**Step 3.** You will be moved from an activity or to another place in your classroom. You have chosen not to change your behaviour and will miss 5 minutes of break or lunch. Your teacher will inform your parents at the end of the day.

**Step 2.** You will receive a warning. This means your behaviour isn't acceptable and you haven't made a change. The adult will make sure you understand your task and the expectations.

**Step 1.** You will receive a reminder about what you should be doing. This means that the behaviour you are showing is not acceptable. This is a chance for you to change your behaviour.

# Home Learning:

Starting this week, a weekly home learning sheet will be sent home via Parent Mail each Friday along with the newsletter. Passwords will be sent home for the different sites we use. Spellings will be set and tested on Thursdays. Some children may be set a different list to the one on the home learning sheet – if they do their list will be sent home for you to practise.

<p>Fairview Community Primary School <b>Lower Key Stage 2</b> <b>Home Learning</b></p>		<p>At Fairview, we are proud of our school values, which underpin everything we do and are core to the ethos of our school. Our aim is to develop a community of <b>responsible</b> learners who not only demonstrate <b>collaboration</b> and <b>perseverance</b> in their work, but who also show <b>kindness</b>, <b>respect</b> and <b>honesty</b> towards one another. We believe that home learning is one way in which children can take responsibility and pride in their learning. Below, you will find activities for your child to complete, along with information to support them with their learning at home.</p>		
<p>Activities to complete across the week:</p>	<p><b>Spelling:</b> Please login into Spelling Shed to find the weekly spellings. These will appear weekly on a Friday and will be tested, in class, the following week.</p> 	<p><b>Reading:</b> Please listen to your child read their reading book – this book is a choice the children make and can borrow from school or use one from home.</p> 	<p><b>Maths:</b> Times Tables are a huge part of learning in Key Stage 2 and we would advocate the use of Times Tables Rock Stars to supplement the practise we get in class.</p> 	
Monday				
Tuesday				
Wednesday				
Thursday				
Friday				

# *Home reading*

Ideally, children need to be reading every single day. This does not have to be a book given from school, it could be anything that interests your child.

At school we timetable time to read to children every day and equally, opportunities to read to your child at home are highly valuable.

# MTC – Multiplication Tables Check

In Year 4, children have to complete a statutory times tables test which takes place in June.

Children are required, using a tablet, to answer 25 multiplication questions.

Using Times Tables Rock Stars, particularly the 'Soundcheck' game mode is a great way to prepare for this.

We will be explicitly teaching times tables in class too, but extra practise at home is vitally important.

## Useful websites/resources:

[www.spellingshed.com](http://www.spellingshed.com)

[www.ttrockstars.com](http://www.ttrockstars.com)

[www.thereaderteacher.com](http://www.thereaderteacher.com)

# PE and PPA

- PPA is on Fridays of even weeks and will rotate PE music including learning to play the recorder and forest schools.
- It will be indoor PE.
- Please ensure your child is correctly dressed and has their forest school gear!
- Outdoor PE will be odd weeks
- Fairview mile will be on even weeks on the day they usually have PE on odd weeks.

- PE days will be:

Otters	Tuesday and Friday
Dolphins	Monday and Friday
Turtles	Tuesday and Friday

# Internet Safety



Our focus is to deliver an effective approach to online safety, which empowers us to protect and educate the children in their use of technology.

In our first lesson of the year, the children all sign an internet safety agreement.

At the beginning of each term, we start the computing unit with a lesson on a specific area of internet safety. This is then reinforced throughout the block of lessons.

Focus areas across the school include input on issues relating to-

Content

Contact

Conduct

Commerce

# Keeping in contact:

Communication between school and parents/carers will be via the office email ([office@fairviewprimary.medway.sch.uk](mailto:office@fairviewprimary.medway.sch.uk)) or phone call.

Classes will also be regularly sharing what they are up to via our school Facebook page (<https://www.facebook.com/fairviewcommunityschool/>)



# Any questions?



## Visiting your child's classroom

Once you have collected your child at the end of the day, you are more than welcome to come and visit their classroom with them.

Classrooms will be open from 3:35 until 3:50 but please wait for the relevant class teacher to be back in class.