



Fairview Community Primary School
Medium Term Planner

At Fairview, our school values underpin everything we do and are core to the ethos of our school. Our aim is to develop a community of **responsible** learners who not only demonstrate **collaboration** and **perseverance** in their work, but who also show **kindness**, **respect** and **honesty** towards one another.



Year Group: 4
Terms: 5 & 6

Curriculum focus: Geography – Internation
Transportation and International Trade – Medway area
for local then Europe and world




Critical Enquiry Question: Why do people move around the world?

End of Unit Assessment Activity: Create a year group travel brochure

Wow moments: ZooLab (May 8th) and Sevenoaks Wildlife Reserve (19th June)

Term 5						
	Week 1	Week 2	Week 3	Week 4	Week 5	Week 6
English 	To create noun phrases. To use figurative language. SPaG: Determiners	To explore the senses and give an opinion. To make predictions about the themes and ideas in a story. (2 lessons) To use emotive and persuasive language to create an advert. SPaG: Possessive apostrophe	To use conjunctions to create inferences about how a character is feeling. To write in role using emotive language. (2 lessons) SPaG: Apostrophe for contraction	To create poetry using figurative devices. To identify mirrored imagery in a text. To create a limerick about a character in a story. To use a variety of noun phrases to describe senses.	To use dialogue to infer a conversation. To correctly punctuate speech. To use multi-clause sentences to express feelings. SPaG: Prefixes	To identify the main events in a known story and plan the main events in a new story. To use emotive vocabulary when describing characters in a story. To use dialogue when writing a narrative. To edit. To publish.
Reading 	Chapter 1 Fiction text – Charlotte's Web Retrieval. Vocabulary and Inference for 3 lessons. 1 lesson comparing book to film	Chapter 2 Fiction text – Charlotte's Web Retrieval. Vocabulary and Inference for 3 lessons. Prediction lesson	Chapter 3 Fiction text – Charlotte's Web Retrieval. Vocabulary and Inference for 3 lessons. Summarising	Chapter 4 Fiction text – Charlotte's Web Retrieval. Vocabulary and Inference for 3 lessons.	Chapter 5 Fiction text – Charlotte's Web Vocabulary Retrieval and explain Prediction	Chapter 6 Fiction text – Charlotte's Web Vocabulary Sequence Inference Explain
Maths Fractions then Decimals A and B	Subtract 2 fractions Subtract fractions from a whole number Assessment lesson and arithmetic Tenths as Fractions	Tenths as decimals Tenths on a PV chart Tenths on a number line Divide 1 digit by 10 Divide 2 digit by 10	Arithmetic Hundredths as a fractions Hundredths on PV grid Assessment	Make a whole from tenths Make a whole from hundredths Partition decimals Flexibly partition decimals	To compare decimals. To order decimals Arithmetic practise Rounding to the nearest whole number	Halves and quarters as decimals FDP equivalence Assessment
Science Living things and their habitats.	To explore different habitats.	To research a habitat.	To explore how animals can be classified. Checkpoint - What is a microhabitat?	To create a classification key.	To explore daptations and classification within species.	To explore and classify pond plants. Checkpoint - What is a classification key?
Geography	To understand different types of transport. What types are there? How are they used? Why are they used?	To understand the problems transport presents and how governments solve them London – case study	To understand the advantages and disadvantages of different types of transport.	To understand transport systems are that are used in the UK Most common – data lesson – graphs.	To understand what trade is and how it happens.	To complete a case study on the trade involved in chocolate

Why do people move around the world?	Walk in local area to look at bus stops to see where local buses go.	Transport available - pollution Congestion charge and ULEZ – cheap tickets etc.	Bus vs tube vs train vs taxi		Trade routes of cargo ships into ports. Pre and post canals. Latitude and Longitude of Suez and Panama included	Ingredients list. Where from? Mark on a map using atlases. How far have they travelled? Try different chocs. Calculate miles How are they useful?
Art Sculpture, using Clay	Sculpture – Jennifer Tetlow as inspiration To investigate the work of Jennifer Tetlow and sketch a European bird or animal.		To design a sculpture To create a sculpture using clay		To paint a clay sculpture.	
Music	To listen actively. To perform a song in 2 parts.		To identify changes in pulse and dynamics. To identify instruments in the string family.		To recognise when music is on the beat or off the beat. To play instruments with increasing accuracy.	
Computing PowerPoint	Preliminary Lesson Internet Safety Discussion on dealing with cyber-bullying. Use Education City- Cyber bullying. To create a page in a presentation.	To add media to a presentation	To add animations into a presentation	To add timings into a presentation.	To use the skills learnt in previous weeks to design and present an effective presentation.	To use the skills learnt in previous weeks to design and present an effective presentation.
RE Judaism	To engage in a discussion on responsibility in our lives.	To explore how Jewish people show their commitment to God in their everyday lives.	To explore the coming-of-age celebrations in Judasim.	To explore other ways Jewish people show Mitzvah.	To explore the commitments I have in my life and compare these to those of a Jewish person.	Assessment
PSHE Living with loss and friendship	To recognise situations which can cause jealousy in relationships.	To identify someone I love and can express why they are special to me.	To tell you about someone I know that I no longer see.	To recognise how friendships change, know how to make new friends and how to manage when I fall out with my friends.	To understand what having a boyfriend/ girlfriend might mean and that it is a special relationship for when I am older. To know how to show love and appreciation to the people and animals who are special to me.	
French Presenting myself	To count to 20	To be able to say my name and introduce myself	To say hello, goodbye and ask how someone is feeling	To say where I live.	To say my nationality and my gender.	
PE	Cricket and Athletics Sports Day preperation					

Term 6						
	Week 7	Week 8	Week 9	Week 10	Week 11	Week 12
English  	LI: To make predictions about the characters and setting of a story LI: To create noun phrases to enhance description LI: To justify my opinion using conjunctions	LI: To use the conventions of speech to show a character's feelings LI: To use noun phrases and figurative language to write a wintry poem LI: To use fronted adverbials to write a birds-eye view description LI: To make inferences about a character LI: To use persuasive techniques to write a speech	LI: To plan a story based on a known narrative LI: To introduce characters and settings in a narrative LI: To use a range of adverbials and descriptive devices	LI: To continue writing my story using paragraphs and pronouns for cohesion LI: To continue writing my story using dialogue and actions to show a character's feelings LI: To edit for clarity (Publish) LI: To make predictions based on a range of clues LI: To use a range of abstract nouns to write a letter of encouragement	LI: To use adverbial phrases to record facts about a historical figure LI: To use conjunctions to write about future aspirations LI: To use noun phrases to write a postcard LI: To use conjunctions to contrast settings descriptions	LI: To use adverbials to write nonfiction LI: To use a range of adverbials to add information LI: To use adverbials to write a speech LI: To research and record facts about a subject LI: To plan a factual report LI: To use adverbials to write the opening of a factual report LI: To use conjunctions to continue writing a factual report LI: To use noun phrases to continue writing a factual report LI: To edit and publish my work
Maths	Shapes L.I. To understand angles as turns L.I To identify types of angles L.I To compare and order angles L.I. To identify different types of triangles and Quadrilaterals	L.I To identify different types of polygons L.I. To identify lines of symmetry LI To understand how to complete a symmetric figure Assessment	Statistics LI To interpret charts/tables LI To compare, sum and difference tables LI To interpret line graphs L.I To draw line graphs Assessment	Assessment week	Position and direction LI To describe position using coordinates LI To plot coordinates LI To complete shapes on coordinate grids LI. To translate shapes ona grid	LI to describe translation on a grid Assessment Revision lessons – focus on areas of need from end of year assessments.
Science	LI: To describe ecosystems and how they are affected by changes in the season.	LI: To understand human impact on the environment through deforestation.	LI: To explore air pollution. Checkpoint – What is a ecosystem?	LI: To understand water pollution.	LI: To explore methods that can be used to conserve water.	LI: To understand that humans can have a positive impact on nature. Checkpoint – Provide two rules visitors need to follow in wildlife conservation areas.
Reading 	Inference from a video The Present Prediction, inference and summarising based on a video		Podkin One Ear chapter 1 part 1 Vocabulary Retrieval Inference Picture inference	Podkin One Ear chapter 1 part 2 Vocabulary Retrieval Inference Independent comprehension	Podkin Chapter 2 Vocabulary Retrieval Inference	Podkin Chapter 4 Vocabulary Retrieval Inference
Geography	Lesson 7 – HOME/NEAR/FAR Tourism – what is it? L.I. To understand people travel for leisure. Map – popular locations for brits. Table, mark on European map and world map seperately. Children can add their own visits – using an atlas. Checkpoint Explain what food miles are. What can we do to reduce food miles?		Lesson 8 – HOME/NEAR/FAR L.I. To understand why people visit locations – cultural attractions. Home – London (Buckingham palace, Stonehenge) Near – Paris (Eiffel Tower)/Rome (Coliseum) Far – NYC(SoL), Sydney (Opera House), Egypt (Pyramids)		Lesson 9-11 – HOME/NEAR/FAR L.I. To produce a travle brochure on a chosen tourist destination. Children to select a landmark/country/city to produce a brochure on. Children collect notes, draw on what they have learnt then creak the brochure. This can be anywhere in the world, including the UK.	
DT	Focus: Cooking – Seasonal Tart L.I. To understand how climate affects food growth.	L.I. To understand the advantages of using seasonal ingredients from the UK.	L.I. To explore existing products.	L.I. To plan a recipe that is healthy and nutritious using seasonal vegetables and fruit.	L.I. To create a recipe that is healthy and nutritious using seasonal vegetables and fruits.	LI: To evaluate my seasonal tart.

Music	To compose an ostinato using tuned and untuned percussion.			To compose a simple melody. To consider how music can be written down (graphic score).		To play and perform in solo and ensemble contexts, using voices and playing musical instruments with increasing accuracy, fluency, control and expression.			
Computing Animation/ Spreadsheets	Preliminary Lesson Internet Safety <div>I can give reasons why I should only share information with people I choose to and can trust. I can explain that if I am not sure or I feel pressured, I should ask a trusted adult.</div> <div>I understand and can give reasons why passwords are important.</div> <div>I can describe simple strategies for creating and keeping passwords private.</div> <div>I can describe how connected devices can collect and share my information with others.</div> https://www.bbc.co.uk/newsround/24837924 Discuss PurpleMash- Animation LI: To decide what makes a good, animated film or cartoon and discuss favourite animations. <ul style="list-style-type: none">To learn how animations are created by hand.To find out how 2Animate animations can be created in a similar way using technology.	PurpleMash- Animation LI: To learn about backgrounds and onion skinning in animation. <ul style="list-style-type: none">To add backgrounds and sounds to animations Children know what the Onion Skin tool does in animation. <ul style="list-style-type: none">Children can use backgrounds and sounds to make more complex and imaginative animations.	PurpleMash- Animation LI: To understand 'stop motion' animation. Children know what 'stop motion' animation is and how it is created. <ul style="list-style-type: none">Children have used ideas from existing 'stop motion' films to recreate their own animation.	PurpleMash- Spreadsheets LI: To understand the basic concept of Spreadsheets Children can explain what rows and columns are. <ul style="list-style-type: none">Children can enter data into cells.Children can describe and find a cell location in a spreadsheet using the notation of a letter for the column followed by a number for the row.	PurpleMash- Spreadsheets LI: To understand how to use tools to Calculate Totals Children can use tools in a spreadsheet to automatically total rows and columns. <ul style="list-style-type: none">Children can use calculations to answer questions about data.	PurpleMash- Spreadsheets LI: To understand how to create Pie Charts and Bar Graphs Children can create a table of data on a spreadsheet. <ul style="list-style-type: none">Children can use a spreadsheet program to automatically create charts and graphs from data.			
RE	To discuss what makes a place special.		To identify why a church is a special place.		To explain why Christians go to church.		To explore how Christians try to lead their everyday lives.	To explore if Christians need to go to church to show they are Christian.	To explore if Christians need to go to church to show they are Christian. (with assessment)
PSHE	LI: To recognise that I am a truly unique person.		LI: To correctly label the internal and external parts of male and female bodies that are necessary for making a baby.		LI: To correctly label the internal and external parts of male and female bodies that are necessary for making a baby.				
French My Family	LI. Tell somebody the members, names and various ages of either their own or a fictional family in French.		LI to count in French up to 100		LI to say the age of various family members.		LI Understand the concept of the possessive adjectives 'mon', 'ma' and 'mes'		LI. To move from 1st person singular to 3rd person singular
PE	Cricket and Athletics Sports Day preperation								